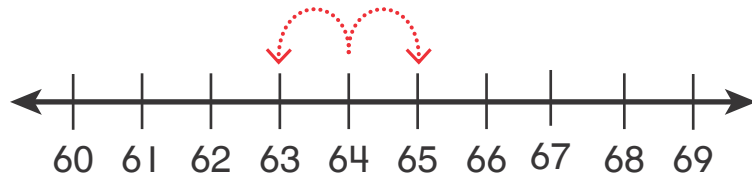


Homework & Practice 9-5

Compare Numbers on a Number Line

Another Look! You can use a number line to compare numbers.

Find a number that is less than 64 and a number that is greater than 64.



On a number line, numbers to the left are less and numbers to the right are greater!



HOME ACTIVITY Make number cards for numbers 40 through 50. Make symbol cards for $>$, $<$, and $=$. Choose a card and have your child choose a number that is greater than and less than the number. Encourage him or her to place the correct symbol card between the number cards. Repeat with several other numbers up to 99.

63 $<$ 64

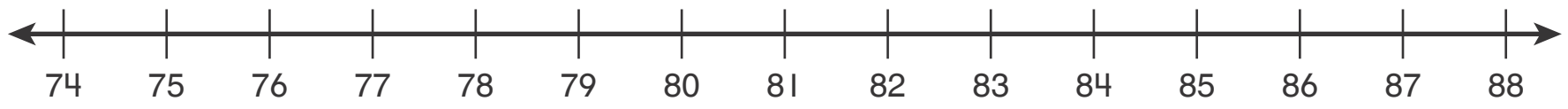
65 $>$ 64

63 is less than 64.

65 is greater than 64.



Write the number or symbol $>$ or $<$ to make each correct. Use the number line to help you.



1. _____ $<$ 84

2. 82 $>$ _____

3. 78 $<$ _____

4. 84 ○ 88

5. 76 ○ 75

6. 74 ○ 81

Write $>$ or $<$ to make each correct. Draw a number line to help you if you wish.

7. $29 \bigcirc 42$

8. $63 \bigcirc 71$

9. $34 \bigcirc 28$

10. $47 \bigcirc 53$

11. $87 \bigcirc 76$

12. $39 \bigcirc 14$

13. $77 \bigcirc 63$

14. $24 \bigcirc 34$

15. $89 \bigcirc 99$

16. Andrew is thinking of a number less than 52 and greater than 40. His number has 3 ones. What is Andrew's number?

17. **Model** What number is less than 23 and more than 21?

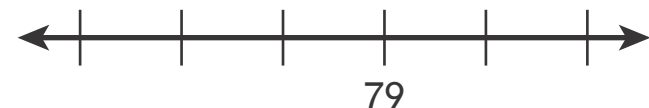


18. **Higher Order Thinking** Choose a number that is greater than 50 and less than 100. Write a number that is less than your number. Then write a number that is greater than your number.

_____ is less than _____.

_____ is greater than _____.

19. **Assessment** Which numbers are less than 79? Choose all that apply.



75

78

80

81