

Name _____



Homework & Practice 9-2

Make Numbers on a Hundred Chart

Another Look! You can use a hundred chart to find 1 more, 1 less, 10 more, or 10 less than a number.

1	2	3	4	5
11	12	13	14	15
21	22	23	24	25
31	32	33	34	35
41	42	43	44	45

Look at the number in the space after 23 to find 1 more.

1 more than 23 is 24.

Look at the number in the space before 23 to find 1 less.

1 less than 23 is 22.

Look at the number 1 row below 23 to find 10 more.

10 more than 23 is 33.

Look at the number 1 row above 23 to find 10 less.

10 less than 23 is 13.

What is 1 more, 1 less, 10 more, and 10 less than 23?



HOME ACTIVITY Write a number between 11 and 89 on a sheet of paper. Have your child write the number that is 1 more, 1 less, 10 more, and 10 less than the number. Repeat with several other numbers. Discuss the patterns your child notices.



Use a hundred chart to complete each sentence.

1. 1 more than 77 is _____.

1 less than 77 is _____.

10 more than 77 is _____.

10 less than 77 is _____.

2. 1 more than 62 is _____.

1 less than 62 is _____.

10 more than 62 is _____.

10 less than 62 is _____.

3. 1 more than 89 is _____.

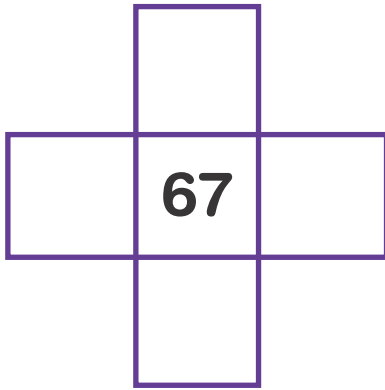
1 less than 89 is _____.

10 more than 89 is _____.

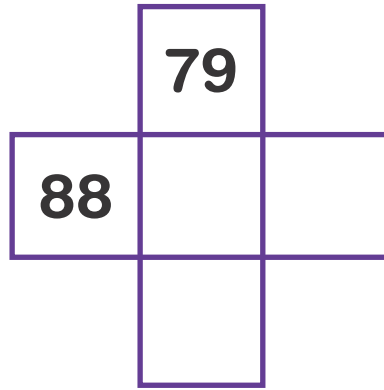
10 less than 89 is _____.

Complete the part of the hundred chart to find 1 more, 1 less, 10 more, or 10 less.

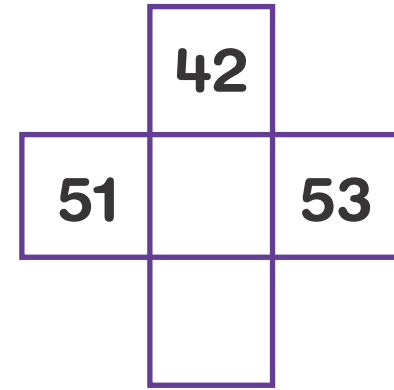
4.



5.



6.



7. **Higher Order Thinking** How can you use place-value blocks and a hundred chart to show the number that is 10 more than 43? What is the number?

8. **Assessment** Complete the part of the number chart by finding 1 more, 1 less, 10 more, or 10 less.

