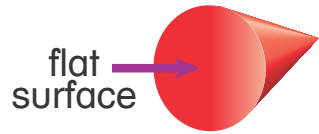


Homework & Practice 14-6

Use Attributes to Define Three-Dimensional (3-D) Shapes


Another Look! Flat surfaces, faces, edges, and vertices can be used to describe 3-D shapes.



A cone has
1 flat surface.



A cube has
8 vertices.



A rectangular
prism has 6
faces.




A cylinder has
0 edges.

HOME ACTIVITY Gather household objects that look like the following 3-D shapes: cube, rectangular prism, sphere, cone, and cylinder. Have your child count the number of faces or flat surfaces, edges, and vertices on each shape. Then have him or her choose 2 shapes and tell how they are alike and different.




Circle the 3-D shape that answers each question.

1. Which 3-D shape has 1 flat surface and 1 vertex?



2. Which 3-D shape has 0 flat surfaces and 0 vertices?



Solve the problems below.

3. **A-Z Vocabulary** Circle the number of vertices on a **rectangular prism**.

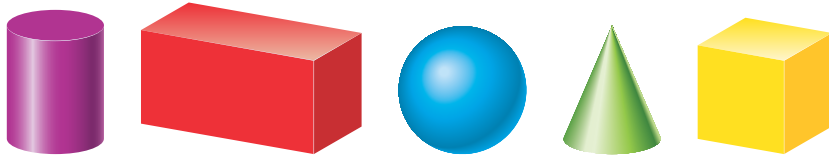
0 vertices

4 vertices


5 vertices

8 vertices

4. Circle the shapes that have 6 faces and 12 edges.




5. Circle the shape that has 2 flat surfaces and 0 vertices.



6. **Higher Order Thinking** Draw or name two 3-D shapes. Find the total number of vertices and faces or flat surfaces.

_____ vertices	_____ faces or flat surfaces
----------------	------------------------------

7. **Assessment** Katie picks two of these 3-D shapes out of a bag. What is the total number of flat surfaces or faces that could be on the shapes she picked? Choose all that apply.



7

10

12

16