


Name _____



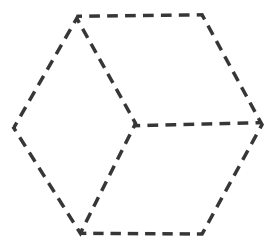
Homework & Practice 14-4


Compose 2-D Shapes

Another Look! You can put shapes together to make new shapes.

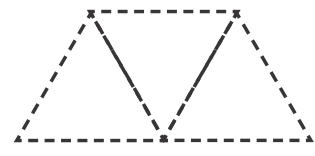
You can make a 

using 3 .



You can make a 

using 3 .



HOME ACTIVITY Have your child cut out triangles, squares, and rectangles from old newspapers and magazines. Have him or her use the shapes to make new shapes.



Circle the shapes you can use to make each shape.

1. Make a .



2. Make a .



Solve each problem below.

3. **Number Sense** Write the number of each shape needed to make .



4. Kerry uses these shapes to make a new shape.



Circle the shape Kerry makes.




5. Tony uses these shapes to make a new shape.




Circle the shape Tony makes.



6. **Higher Order Thinking** Carlos wants to use 3  to make a square. Can he? Explain.

7. **Assessment** How many  does

Adam need to make a  ?

- 1 2 3 4
Ⓐ Ⓑ Ⓒ Ⓓ