

Name _____

Homework & Practice 13-2

Tell and Write Time to the Hour

Another Look! Both clocks show the same time.



4 tells the hour.

00 tells the minutes.

Both clocks show 4 o'clock.



7 tells the hour.

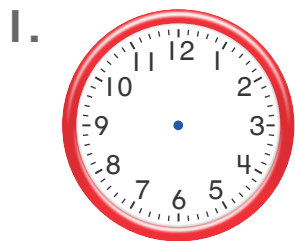
00 tells the minutes.

Both clocks show 7 o'clock.


HOME ACTIVITY Use a digital clock in your home to help your child practice telling time. When your child is doing an activity on the hour, ask him or her to tell you the time. Repeat with other times and other activities.




Draw the hands on the clock face.
Then write the time on the other clock.



3 o'clock




7 o'clock



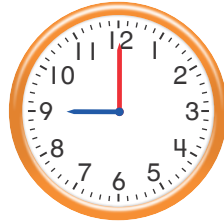
10 o'clock

Draw lines to match the clocks that show the same time.

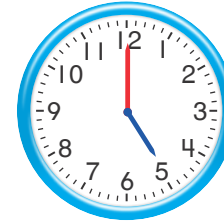
4.



5.




6.



7. **Higher Order Thinking** Write a good time for eating dinner.

Draw hands on the clock face to show the time. Then write the time on the other clock.



_____ o'clock

8. **Assessment** Look at the time on the clock face. Which clocks below do **NOT** show the same time? Choose all that apply.

