

Name _____



Help

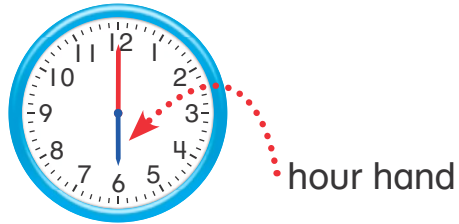
Tools

Games

Homework & Practice 13-1

Understand the Hour and Minute Hands


Another Look! You can use the hands on a clock to tell time. The short hand is the hour hand. The long hand is the minute hand.



The hour hand points to 6.

The minute hand points to 12.

It is 6 o'clock.



The hour hand points to 3.

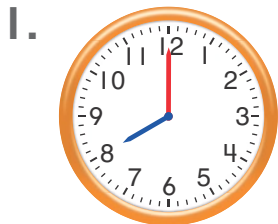
The minute hand points to 12.

It is 3 o'clock.

HOME ACTIVITY Using an analog clock in your home, help your child make a list of activities they do on a given day. Have him or her write the time that each activity begins.



Write the time shown on each clock.



hour hand: _____

minute hand: _____

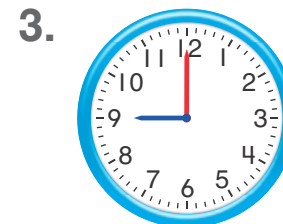
_____ o'clock



hour hand: _____

minute hand: _____

_____ o'clock

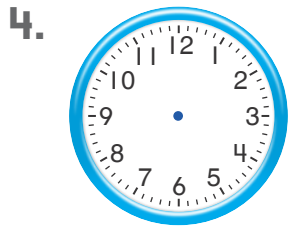


hour hand: _____


minute hand: _____

_____ o'clock


Draw hour hands and minute hands to show the time.



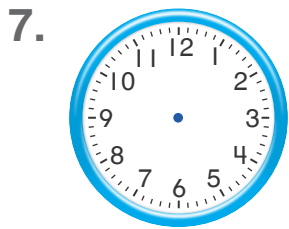
10 o'clock




2 o'clock



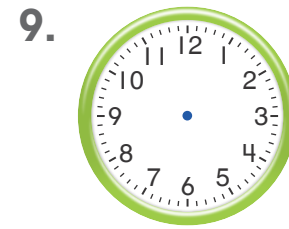
11 o'clock



3 o'clock



9 o'clock

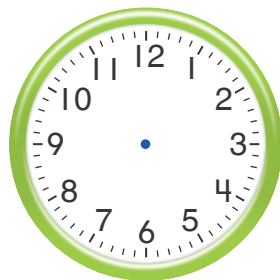


6 o'clock

Solve each problem below.

10. **Higher Order Thinking** Write a good time for eating lunch. Then draw an hour hand and a minute hand to show the time.

_____ o'clock



11. **Assessment** Every Saturday, Rachel wakes up after 6 o'clock and before 9 o'clock. Which tells the time Rachel might wake up every Saturday?

- (A) 2 o'clock
- (B) 4 o'clock
- (C) 5 o'clock
- (D) 8 o'clock